

COMMUNITY HOMELESSNESS REPORT SUMMARY

District of Sault Ste. Marie Social Services Administration Board
2019-2021

COORDINATED ACCESS AND HOMELESSNESS MANAGEMENT INFORMATION SYSTEM (HMIS) SELF-ASSESSMENT

SUMMARY

The table below provides a summary of the work the community has done so far to implement Reaching Home's minimum requirements for Coordinated Access and an HMIS.

How many of the Reaching Home minimum requirements has the community:

| Met | Started | Not yet started |
|-----|---------|-----------------|
| 4 | 14 | 0 |

SUMMARY COMMENT

SUMMARY COMMENT

Are there particular efforts and/or issues that you would like to highlight for this reporting period related to your community's work to achieve the Reaching Home minimum requirements? In particular, please describe your community's efforts to set-up or improve the Coordinated Access governance structure, including processes to ensure that policies and protocols, as approved by the governance group(s), are being implemented across the system as intended to achieve desired results.

It is apparent in this report the data does not reflect all support taking place for the Indigenous priority group. Local Indigenous partners have expressed concern that the District of Sault Ste. Marie Social Services Administration Board's current homelessness system is not inclusive and requires further collaboration with local Indigenous agencies. District of Sault Ste. Marie Social Services Administration Board staff and local Indigenous partners, continue to meet regarding the potential use of an indigenous assessment tool to be utilized for the purposes of prioritization on the Sault Ste. Marie Social Housing centralized waitlist. At the present time, the Service Prioritization Assistance Tool (SPDAT) is the assessment tool being utilized for the purposes of prioritization. Sault Ste. Marie is moving towards the minimum requirements outlined by the Federal Government for the purposes of Coordinated Access - including achieving a quality By-Name-List, in July of 2020. A working group will be established in September of 2021 in order to ensure the minimum, requirements of Coordinated Access are met by the required deadline of March 31, 2022.

What is the date range for available data from the List for this fiscal report?

- | | |
|-----------------------------------|------------|
| • First date in reporting period: | 2019-11-01 |
| • Last date in reporting period: | 2020-03-31 |

Complete the Population Groups table below using the date range indicated for this fiscal report.

| Number of unique individuals (or households where not available) in each Priority Population Group who: | | | | | | |
|---|--|--|---|---|--|--|
| Priority Population Groups | Were homeless (Measures Cumulative Homelessness) | Were new to homelessness (Measures Inflow) | Returned to homelessness from housing (one or more times) (Measures Inflow) | Returned to homelessness from transitional status (one or more times) (Measures Inflow) | Returned to homelessness from unknown status (one or more times) (Measures Inflow) | State changed from inactive to active (one or more times) (Measures Inflow) |
| Overall homeless | 42 | Not yet captured | 1 | In development | In development | 1 |
| Chronically homeless | 18 | Not yet captured | 0 | In development | In development | 0 |
| Indigenous peoples | 18 | Not yet captured | 0 | In development | In development | 0 |
| Priority Population Groups | | | Moved from homelessness to housing (one or more times) (Measures Outflow) | Status changed from homelessness to transitional (one or more times) (Measures Outflow) | Status changed from homelessness to unknown (one or more times) (Measures Outflow) | State changed from active to inactive (one or more times) (Measures Outflow) |
| Overall homeless | | | 12 | 13 | 21 | 4 |
| Chronically homeless | | | 2 | 3 | 3 | 0 |
| Indigenous peoples | | | 19 | 5 | 8 | 5 |

Complete the Prior Living Situations table below for all individuals (or households where not available) that were homeless for the date range indicated for this fiscal report.

| | Public Institutions | Transitional | Permanent | Unknown | Total |
|--|---------------------|--------------|-----------|---------|-------|
|--|---------------------|--------------|-----------|---------|-------|

| | Public Institutions | Housing | Housing | UNKNOWN | Total |
|--------------------------|---------------------|----------------|----------------|----------------|-------|
| New to homelessness | In development | In development | In development | In development | 0 |
| Returned to homelessness | In development | In development | In development | In development | 0 |
| Total | 0 | 0 | 0 | 0 | 0 |

COMMUNITY-LEVEL DATA for 2020-2021

What is the date range for available data from the List for this fiscal report?

What is the date range for available data from the List for this fiscal report:

- First date in reporting period: 2019-11-01
- Last date in reporting period: 2021-03-31

Complete the Population Groups table below using the date range indicated for this fiscal report.

Number of unique individuals (or households where not available) in each Priority Population Group who:

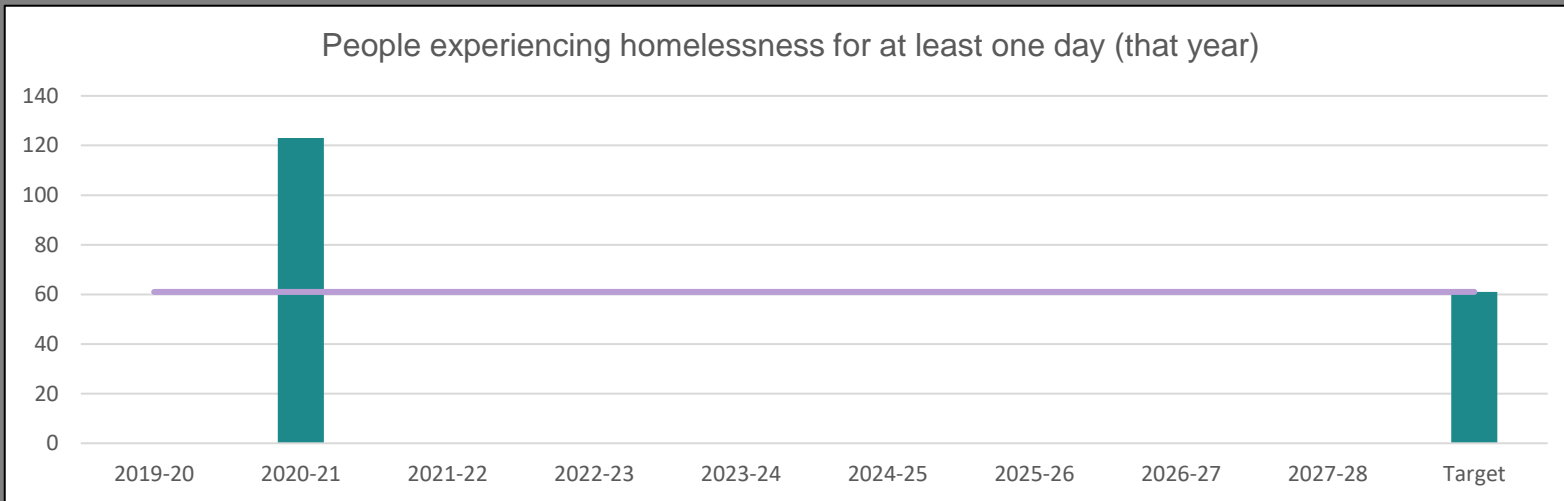
| Priority | Were homeless | | Returned to | Returned to | Returned to | State changed from |
|----------|---------------|--|-------------|-------------|-------------|--------------------|
|----------|---------------|--|-------------|-------------|-------------|--------------------|

| Priority Population Groups | (Measures Cumulative Homelessness) | Were new to homelessness (Measures Inflow) | homelessness from housing (one or more times) (Measures Inflow) | homelessness from transitional status (one or more times) (Measures Inflow) | homelessness from unknown status (one or more times) (Measures Inflow) | inactive to active (one or more times) (Measures Inflow) |
|----------------------------|------------------------------------|--|---|---|--|--|
| Overall homeless | 123 | 4 | 18 | In development | In development | 17 |
| Chronically homeless | 16 | 0 | 0 | In development | In development | 3 |
| Indigenous peoples | 38 | 0 | 0 | In development | In development | 3 |
| Priority Population Groups | | | Moved from homelessness to housing (one or more times) (Measures Outflow) | Status changed from homelessness to transitional (one or more times) (Measures Outflow) | Status changed from homelessness to unknown (one or more times) (Measures Outflow) | State changed from active to inactive (one or more times) (Measures Outflow) |
| Overall homeless | | | 71 | 23 | 57 | 92 |
| Chronically homeless | | | 14 | 4 | 3 | 7 |
| Indigenous peoples | | | 21 | 4 | 8 | 21 |

Complete the Prior Living Situations table below for all individuals (or households where not available) that were homeless for the date range indicated for this fiscal report.

| | Public Institutions | Transitional Housing | Permanent Housing | Unknown | Total |
|---------------------|---------------------|----------------------|-------------------|----------------|-------|
| New to homelessness | In development | In development | In development | In development | 0 |

for at least one day (that year)

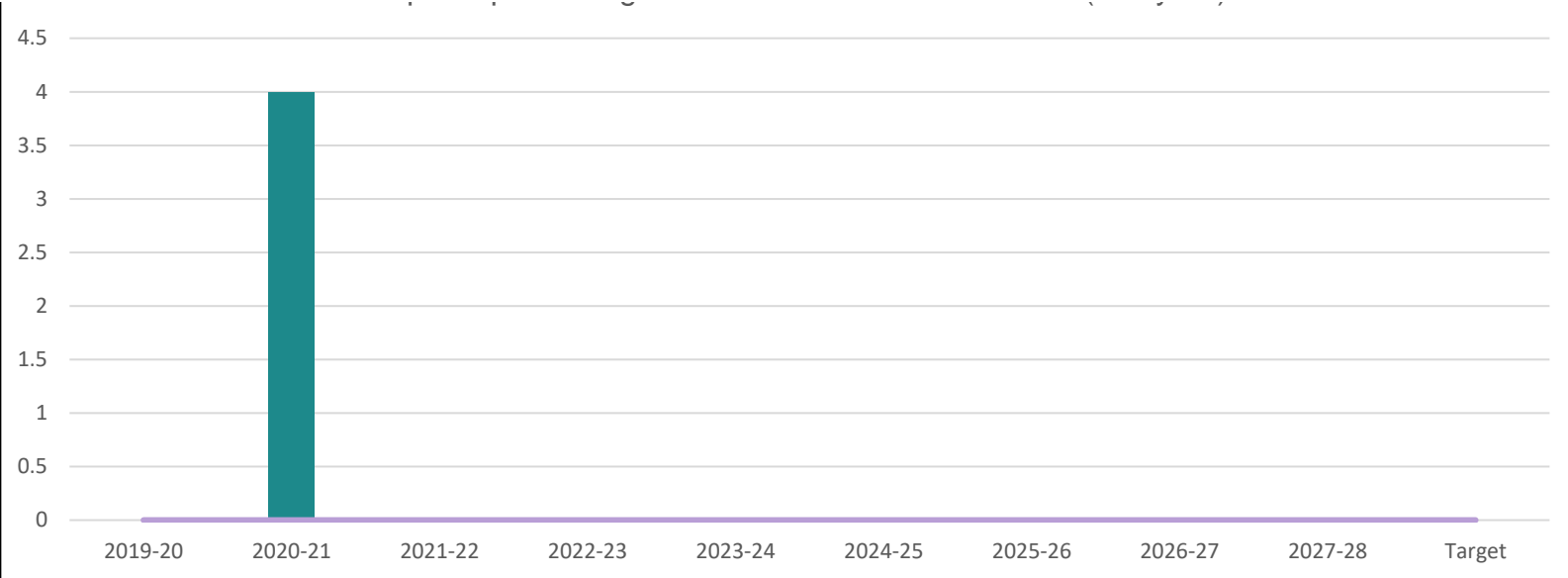


Our goal is a 50% reduction in people experiencing homelessness.

Outcome #2: Fewer people experience homelessness for the first time (new inflows into homelessness are reduced)

| | 2019-20 | 2020-21 | 2021-22 | 2022-23 | 2023-24 | 2024-25 | 2025-26 | 2026-27 | 2027-28 | Target |
|---|---------|---------|---------|---------|---------|---------|---------|---------|---------|--------|
| People experiencing homelessness for the first time (that year) | | 4 | - | - | - | - | - | - | - | <4 |

People experiencing homelessness for the first time (that year)

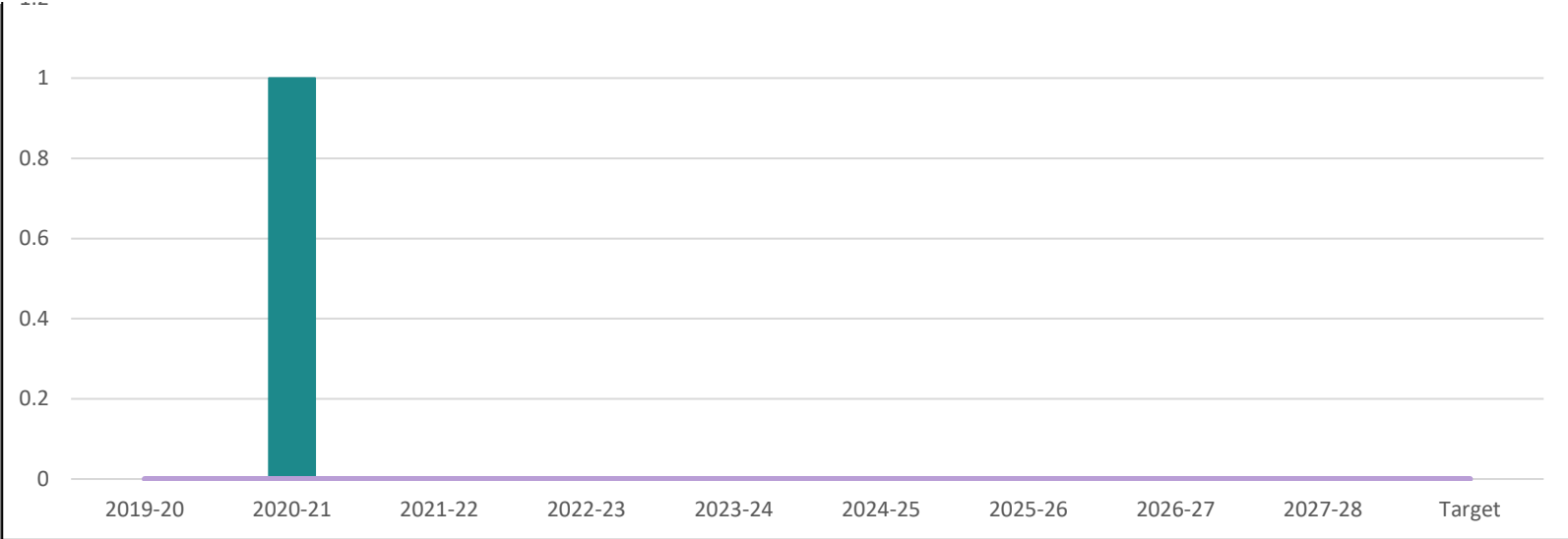


People experiencing homelessness for the first time data was not collected until February 2021- March 31 2021

Outcome #3: Fewer people return to homelessness from housing (returns to homelessness are reduced)

| | 2019-20 | 2020-21 | 2021-22 | 2022-23 | 2023-24 | 2024-25 | 2025-26 | 2026-27 | 2027-28 | Target |
|--|---------|---------|---------|---------|---------|---------|---------|---------|---------|--------|
| Returns to homelessness from housing (that year) | | 1 | - | - | - | - | - | - | - | <1 |

Returns to homelessness from housing (that year)

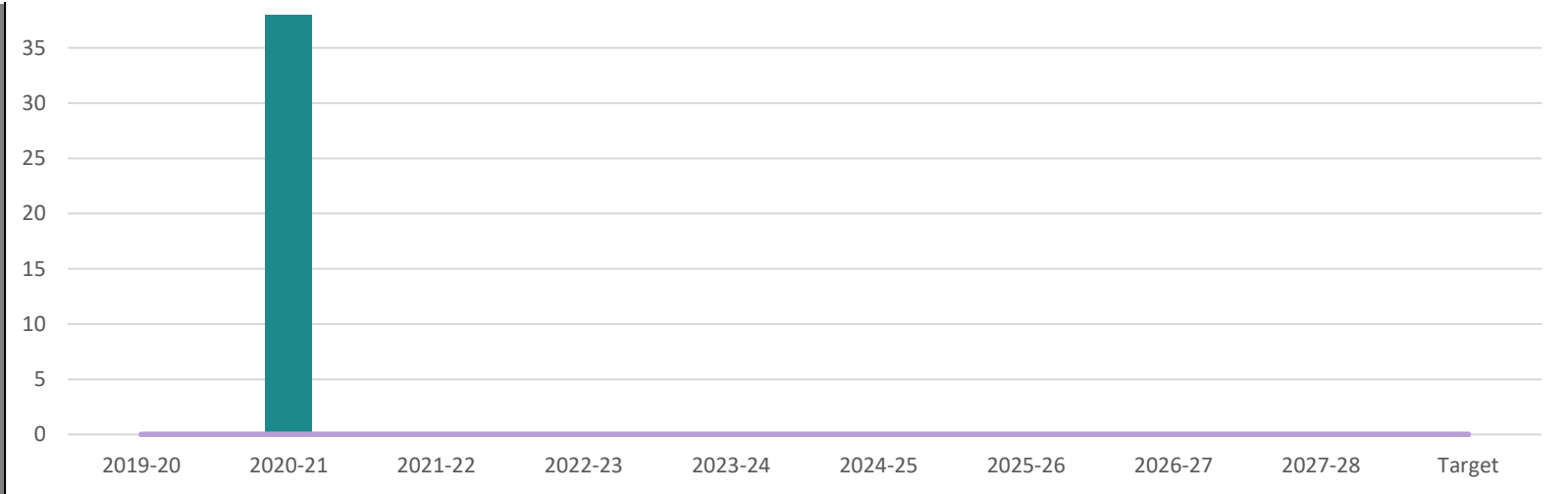


This number is represented of data that was collected starting February 1 2021- March 31 2021

Outcome #4: Fewer Indigenous peoples experience homelessness (Indigenous homelessness is reduced)

| | 2019-20 | 2020-21 | 2021-22 | 2022-23 | 2023-24 | 2024-25 | 2025-26 | 2026-27 | 2027-28 | Target |
|---|---------|---------|---------|---------|---------|---------|---------|---------|---------|--------|
| Indigenous peoples experiencing homelessness for at least one day (that year) | | 38 | - | - | - | - | - | - | - | <38 |

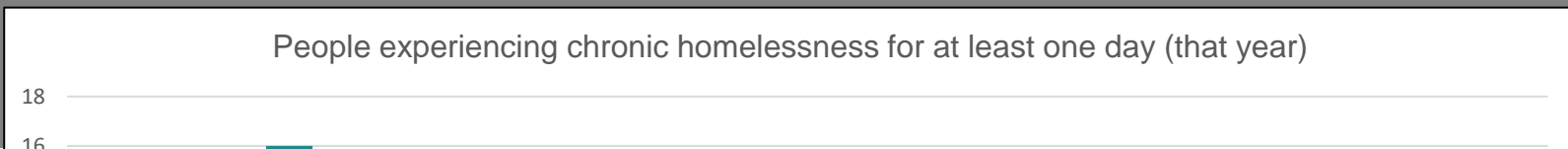
Indigenous peoples experiencing homelessness for at least one day (that year)

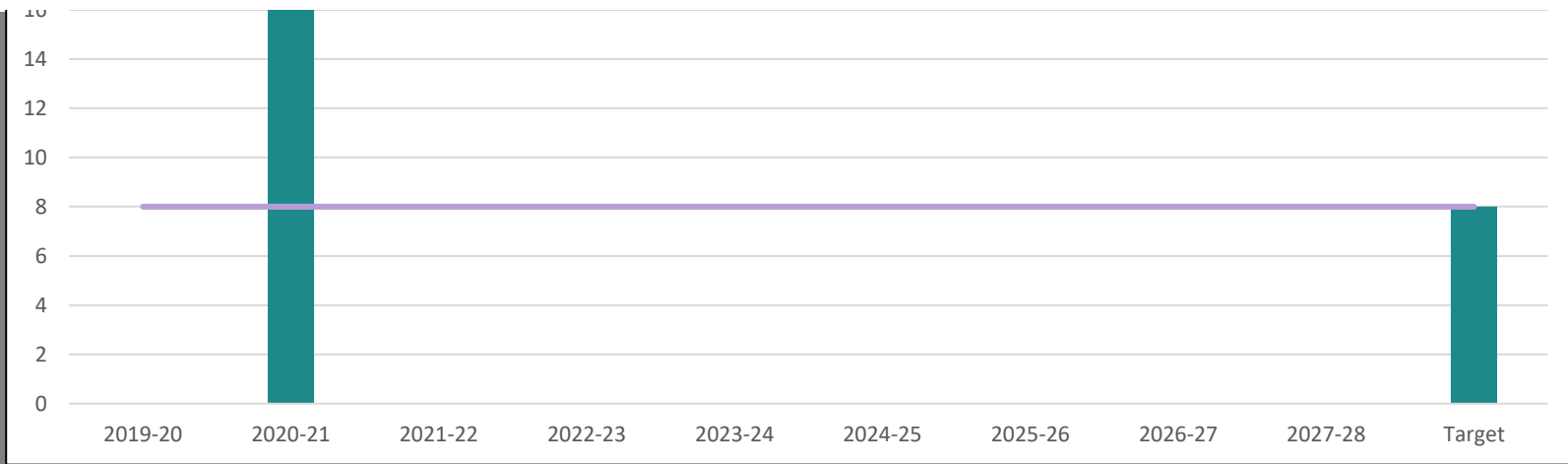


DSSMSSAB continues to collaborate with our local indigenous agencies to aquire the data needed for local indigenous homelessness data sets.

Outcome #5: Fewer people experience chronic homelessness (chronic homelessness is reduced)

| | 2019-20 | 2020-21 | 2021-22 | 2022-23 | 2023-24 | 2024-25 | 2025-26 | 2026-27 | 2027-28 | Target |
|---|---------|---------|---------|---------|---------|---------|---------|---------|---------|--------|
| People experiencing chronic homelessness for at least one day (that year) | | 16 | - | - | - | - | - | - | - | 8 |





Sault Ste. Marie's goal is to end chronic homelessness. We are aiming for 3 or less individuals being chronically homeless